

Year 1 Home Learning—Spring 2 WK1 - 22nd—26th February

Maths

Writing/ Reading


Phonics

M

A daily video can be found on the google classroom using your child's login.

- M - Fact families practical
- T - Fact families using grid and digit cards.
- W - Fact families abstract
- Th - Related Facts activity 1 + 2
- F - Related Facts activity 3 + 4

The workbook is the same workbook as the last week two weeks.



Something mysterious has happened at Mrs Gulzar's house!
Look at the photographs that Mrs Gulzar has shared with you.
What do you think has happened? Who has created the web?
Where have they gone? How are they feeling?


Today we are recapping the split diagraph -
a-e - make a cake

Copy these words onto your whiteboard or paper, add the sound buttons and read the word. Is the word real or an alien word?

make	bake	cake
name	shake	date

Write a sentence using the words.

T



This term we will be focusing on the story Sidney Spider - A tale of Friendship. A copy of the story has been included in your pack. Watch Mrs Gulzar retelling the story. Can you think of some actions to go with it? Ask your grown up to record you telling the story, with some actions, and send to school?



Today we are recapping the split diagraph -
i-e - nice smile

Copy these words onto your whiteboard or paper, add the sound buttons and read the word. Is the word real or an alien word?

kite	bike	mice
shine	tine	prize

Write a sentence using the words.

W



Share the story of Sidney the Spider again with a grown-up and talk about the story together. Then fill in Sidney's sticky notes. Tell me what you liked. Tell me what you wanted to know and lastly tell me if anything surprised you.


Today we are recapping the split diagraph -
o-e - phone home

Copy these words onto your whiteboard or paper, add the sound buttons and read the word. Is the word real or an alien word?

home	bone	phone
note	sote	tope

Write a sentence using the words.

Th



Listen Mrs Hartley reading the story of The Very Busy Spider. Did you enjoy it? Now we are going to do some vocabulary work. What does the word spinning mean? Talk to you grown up. Say the word loudly, quietly, slowly and fast. Now use the word 'spinning' in a sentence. Remember to share you work.



Today we are recapping the split diagraph -
u-e - huge brute

Copy these words onto your whiteboard or paper, add the sound buttons and read the word. Is the word real or an alien word?

rude	huge	brute
use	chude	June

Write a sentence using the words.

F

What is happening in the picture. Say your sentence. Shout it out, whisper it and then say it quietly, say it loudly. Clap each time you say a word. Sound out each word and write your sentence down.



Today we are recapping the digraph -
aw - yawn at dawn.

Copy these words onto your whiteboard or paper, add the sound buttons and read the words. Then try and use each word in a sentence.

saw	law	paw
dawn	crawl	yawn

Write a sentence using the words.

Monday - Art


In art, over the next 2 weeks we will be looking at the artist **Georgia O'Keeffe**. She painted lots of pictures of plants which were larger than real life. Your first challenge is to explore some of her famous artwork.

Describe what you like about her artwork.

Discuss what you think she has used to create her artwork.

Have a go at replicating Georgia's work, using different colours.

Don't forget to share your fantastic art work!



Tuesday - Science

Look closely at the photographs of different plants. What do you notice about them?

Have you ever seen any of these plants before? Look out of your window and see if you can see any of these plants! Some of these are garden plants and some are wild. Can you tell me which ones are garden plants and which ones are wild plants. Remember to share your ideas with us.



What kind of friend am I?

Best friends talk about their friendship.

<https://www.bbc.co.uk/bitesize/clips/zs8c87h>



Home Learning

On Friday afternoon, remember to join our celebration assembly and then celebrate what you have done in the week. Can you share some of your amazing learning on our school Facebook or Twitter page? Reflect back on everything you have learnt and give yourself a HUGE pat on the back! Well done!

Thursday - Geography

This week in topic we will be looking at the different types of weather. Look at the photographs and describe the weather in each photo.

What is the weather like outside today?

Describe it to an adult.

What is your favourite weather?

Watch the weather report and then you can be the weather person and tell us what the weather is like today!

Remember to upload your recording so we can see it.



<https://classroom.thenational.academy/lessons/what-do-we-know-about-the-weather-6ct30c?activity=video&step=1>

Wednesday - Assembly

Each week, one of your teachers will record an assembly and put it onto your Google Classroom. Watch the assembly and complete the follow up task given at the end.

Google Classroom can be downloaded as an App on Smart phones, on Xbox and Playstation.